
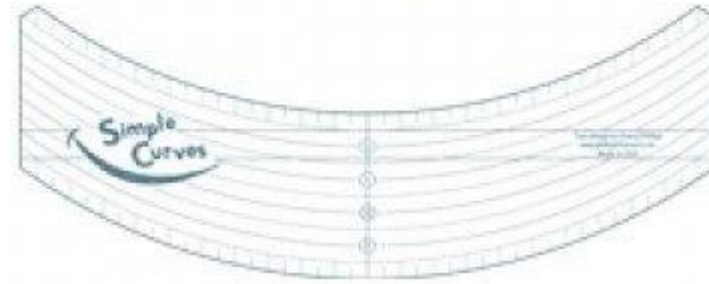


*Be sure you get the Double Wedding Ring you're wanting! We have two options: One, the Rings That Bind, is a block by block technique, allowing you to quilt each block as you go. The other option, Simple Bands is a quicker, simpler way to make a somewhat traditional Double Wedding Ring. The quilting step is done after the top is assembled.*



[Rings that Bind](#) with Arc-Ease tool included  
48 pages (pieced and solid ring variations)  
Published in first in 2001 and again in 2012



[Simple Bands](#) and [Simple Curves](#) tool  
(sold separately)  
Published in 2011

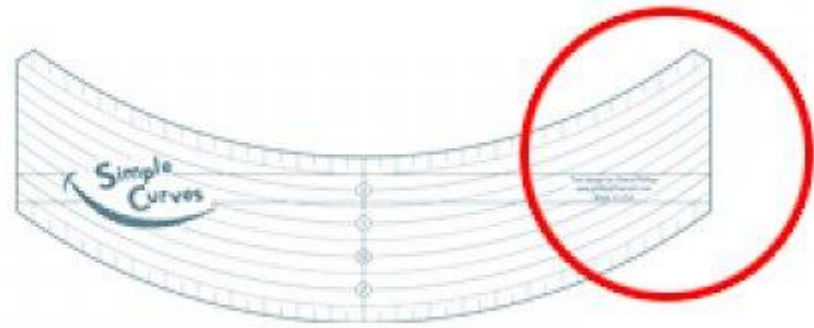
Difficulty Level: Experienced



The ends of the Arc-Ease tool are angled. When four arcs are pieced together they create a circle.

You want this choice if you want the block by block quilt as you go method as shown on the videos on Kaye Woods' or on Simply Quilts.

Difficulty Level: Intermediate



The Simple Curves tool has blunt tips and does not create a circle. When sewn together they create a curved strip.

The Simple Curves tool includes a table runner pattern. Other possible patterns are available such as the Simple Bands or [Simple Harmony](#) (each sold separately). A free Downloadable pattern can be found here: [Simple Coins Pattern](#).